

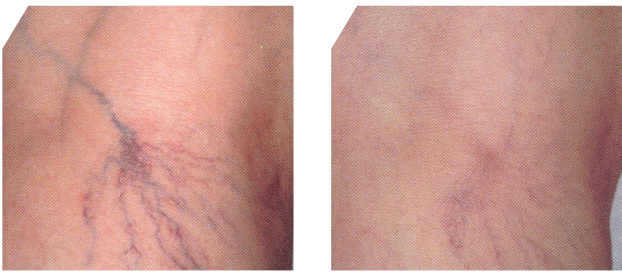
▶ VASCULAR APPLICATIONS

LASEmaR 800® combined with different Flebolaser kit permits the treatment of:

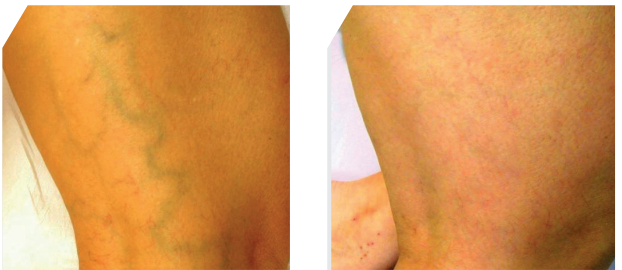
- ▶ Extra - saphenous veins (truncal and reticular) with the endoperivenous method
- ▶ Leg Telangectasias
- ▶ Vascular malformations (deep as well)

ULCERS

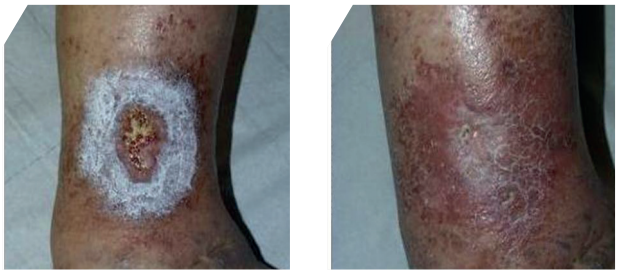
LEG TELANGECTASIAS: Before - after



RETICULAR VEINS: Before - after



ULCERS AND WOUNDS: Before - after



FLEBOLASER PROCEDURE



▶ PHLEBOLOGY ACCESSORIES



**VARIABLE FOCUS HANDPIECE ZOOM 800**  
Transdermal treatments of superficial and thin spider veins.




**SCANNEmaR 800**  
Ulcers and sores cleansing and debridement.




**MULTI-THERAPY HANDPIECE**  
Photobiomodulation of venous ulcers.



**FLEBOLASER FIBERS**  
Single use and reusable for extra saphenous veins treatment.



**ENDOVENOUS THERAPY KIT**  
With various lengths (needle introduction, guide wire insertion, placement catheter with calibration, laser fiber lock).



**VEIN TRANSILLUMINATORS**  
For mapping and visualization of vessels before and during the laser treatment.

**POLARIZED LIGHT HELMET**

To see approximately 1 mm under skin surface.  
For a perfect vision of ectasia and pigmentations.



LASEmaR 800®  
is available in  
SILVER, BLACK and GOLD.



▶ LASEmaR 800® - TECHNICAL FEATURES

Wavelength (nm)	808 nm
Laser	High Power Diode (GaAs)
Preselected programmes	Advanced software with experienced protocols to be manually customized
Pulse duration (Ton – Toff)	Adjustable from 1 to 9000 msec – steps 1 ms
Number of pulses per sequence (single and pulsed mode)	Adjustable from 1 to 100 – step one
Interval between pulse sequence (pulsed mode)	Adjustable 1 ms ÷ 10 sec
Operation mode	Single pulse mode - Pulsed mode - Continuous mode
Cooling system	Air cooling system combined with Peltier's Cells
Aiming beam	Red - 635 nm
Electrical power	125-220 VAC 50/60 Hz
Absorbed power	300 VA peak (adapted to domestic electric standard)
In compliance with	ISO 9001 ISO 13485 93/42/CEE CEI EN 60601-1 CEI EN 60601-2-22 CEI EN 60601-1-4 CEI EN 60825-1 CEI EN 60601-1-2
Weight and dimensions	8,5 kg – 30,5 x 35 x 15,5 cm
Production	Made in Italy



For more information about applications and accessories of **LASEmaR 800®**, scan the QR - code with your tablet or smartphone.



**Eufoton Srl**  
Via Flavia 23/1 - 34148 Trieste - Italy  
Ph. +39 040 9899082 - Fax +39 040 9890555  
www.eufoton.com - info@eufoton.com



Before and after photographs used in this brochure are courtesy of P.A. Bacci, D. Cassuto, A. Crippa, M. Izzo, O. Marangoni, A. Ponti, L. Scrimali, G. Vasilescu.

LM


LASEmaR800

800

**THE PORTABLE LASER  
FOR MANY NEEDS**

DERMATOLOGY | ACNE | VASCULAR TREATMENTS | HAIR REMOVAL  
ENDOLIFT | PHOTOREJUVENATION | LASER THERAPY | BLEACHING  
PLASTIC | MICROLIPOSCULTURE | ILT ON DERMAL FILLERS COMPLICATIONS

LASEmaR 800® is a laser platform designed by Eufoton  
for different medical and surgical indications.

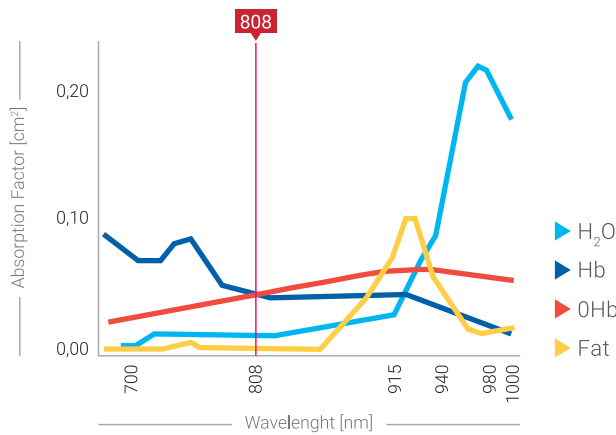


www.eufoton.com



IN MEDIO STAT VIRTUS

LASEmaR 800® is a laser platform designed by Eufoton for different medical and surgical indications, as dermosurgery, plastic, general surgery, cosmetology, medical therapy, representing the best solution for many different applications. Thanks to its wavelength, which is optimally absorbed by melanin, haemoglobin and exogenous chromophores and scarcely by water, it is possible to achieve the mathematical photothermolysis of the targeted lesions, reducing the risk of damaging surrounding healthy tissues even in case of unintentional movements by the operator or unpredictable movements by the patients.



ADVANTAGES

- **Multifunctionality**: Changing its handpieces and preset protocols, the laser is immediately usable for all the different treatments.
- **DPC - Dynamic Pulse Control**, maximization of the concept of selective photocoagulation for haemoglobin, melanin and exogenous chromophores.
- **Absolute portability** thanks to the smart trolley.
- **Software** - all the treatments are preset and adjustable thanks to the easy and intuitive software.
- **Security** - the software permits to set the target parameters, warning the operator of its achievement with different voiced feedbacks, without the necessity of diverting the attention from the patient.
- **Self diagnosis** - principal circuits are continuously supervised from a security system, which informs the operator of the eventual anomalies and whenever it is necessary, it stops automatically the emission.
- **Ordinary maintenance** is not necessary and there is no need of consumption materials.
- **Working capacity** of different hours per day without any problem of overheating.

APPLICATIONS

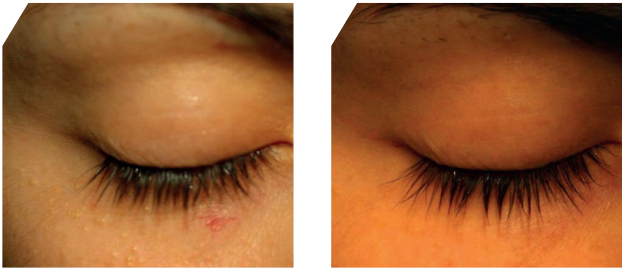
DERMATOLOGY

LASEmaR 800® allows a selective photothermolysis on melanin chromophores (dyschromias-hair), hemovasal chromophores (telangectasias-angiomas) and normochromic lesions, which have been artificially stained by means of exogenous chromophores. The chromophore selectivity, together with a low water absorption, permits to make use of low energy levels, thus avoiding any anesthesia and stitches with excellent results.

SENILE KERATOSIS: Before - after



SPIDER VEIN: Before - after



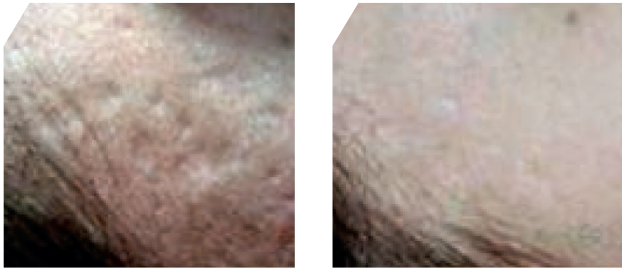
ACNE

Particularly indicated for Acne both in **active phase** with green photodynamic method (PDT - ICG) through the Multi-Therapy handpiece and in **Acne Scarring** through photodynamic selective vaporization with transdermal handpiece or fractional scanner.

INFLAMMATORY ACNE: Before - after



ACNE SCARRING: Before - after



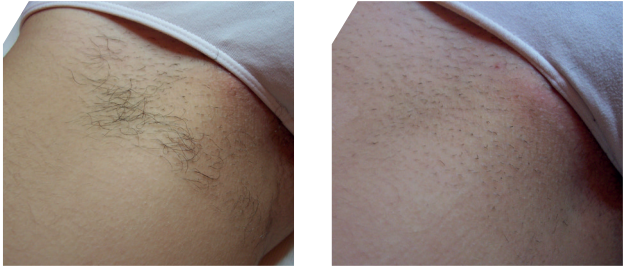
HAIR REMOVAL

In addition to the classical method for selective photothermolysis (ideal on light phototypes or dark tricosi), LASEmaR 800® can execute treatments of photodynamic cosmetic hair removal (PDT - ICG) on dark phototypes with fair hair (including blond and white hair).

PDT HAIR REMOVAL: Before - after



SELECTIVE PHOTOTHERMOLYSIS: Before - after



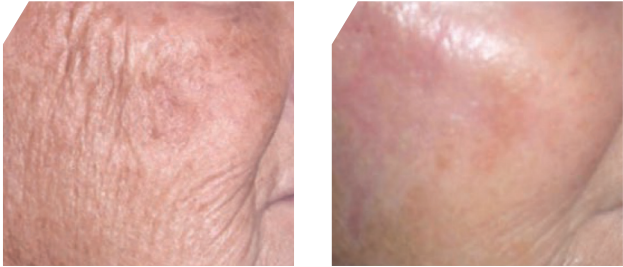
SKIN REJUVENATION

Documented and confirmed scientific studies ensure that it is possible to exploit the properties of LASEmaR 800® light for photobiomodulation on Type-I collagen and for non - ablative connective tissue remodelling on wrinkles and striae (phlogistic stimulus on Type-III collagen).

REMODELLING: Before - after



PHOTOBIOMODULATION: Before - after



ENDOLIFT

It is a new mini-invasive technique used to boost skin restructuring. Thanks to this method it is possible to create a subcutaneous grid stimulating tissues and creating lines of temporary fibre retraction that fosters tissues restructuring and connective tissue photobiomodulation. This technique can be applied to the whole face.

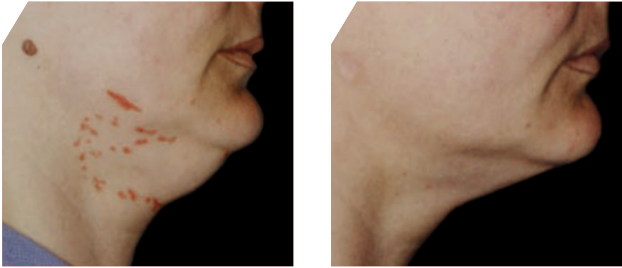
ENDOLIFT: Before - after



MICROLIPOSCULTURE

LASEmaR 800® is particularly indicated for localized lipodistrophy on hips and face, allowing to achieve an excellent skin tightening with lifting effect thus reducing the so-called "orange peel" skin effect.

CHIN: Before - after



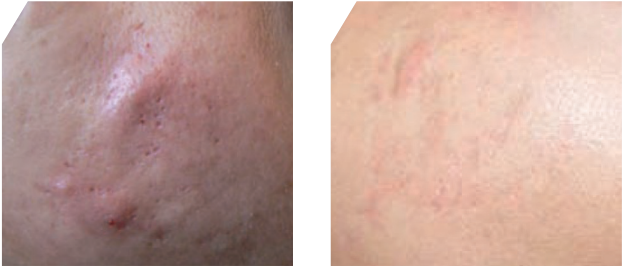
DENTAL APPLICATIONS AND COSMETIC DENTISTRY

LASEmaR 800® permits a wide range of dental applications (surgery, periodontics, endodontics). Dental bleaching (achieved through the specific handpiece with the specific gels) is an easy and quick method leading to stable results both on vital and non vital teeth.

SCARS

The combined use of micro-optical fibers associated to the Multi - Therapy handpiece has shown excellent results of regression of the symptomatology and healing form injuries.

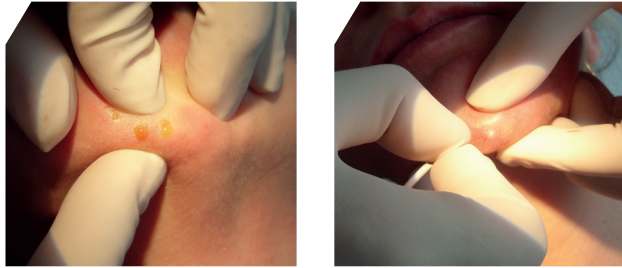
THERAPY FOR KELOID INHIBITION: Before - after



ILT ON DERMAL FILLERS COMPLICATIONS

ILT - Intralesional Laser Therapy for granulomas caused by filler injections. The treatment ILT evacuates most of the granuloma caused by a foreign body (filler) interrupting rapidly the inflammatory process.

GRANULOMA: Before - after



HIGH LEVEL LASER THERAPY - HLLT

The very well known wavelength of 808 nm in association with high power emission mode makes LASEmaR 800® available to transmit into deep high therapeutical fluencies in very short procedural time. LASEmaR 800® has several effects: antiinflammatory, analgesic, regenerative on connective tissue, biostimulating on lymphstream and phagocytosis. It is ideal for the treatment of tendonitis, contractures, ulcers, sores, osteoarthritis, post-traumatic pains.

LATERAL EPICONDYLITIS



ACCESSORIES

**VARIABLE FOCUS HANDPIECE ZOOM 800**  
For transdermal applications (dermatological lesions, vascular, pigmentations) for the safe maintenance of the chosen spot size.

**FRACTIONAL LIGHTSCAN 800®**  
Scanner with its dedicated management software. Possibility to select path: random or linear modality, creation of different figures. Applications: fractional rejuvenation.

**SCANNEmar 800**  
Rotating scanner with electronically-controlled ellipsoid movement. Applications: rejuvenation (skin remodeling), vulnology.

**SURGICAL HANDPIECE**  
For contact applications in combination with optical fibers. Applications: surgery, dermatology, oral surgery.

**MULTI-THERAPY HANDPIECE**  
For photobiomodulation, High Level Laser Therapy, inhibition of keloids, PDT-ICG Hair Removal. Quasi contact mode. Spot 40 mm.

**MULTI-THERAPY FLAT HANDPIECE**  
Flat wave for same applications as Multitherapy Handpiece. It allows to be always focused from 0 to 30 cm distance. Available in 3 spot sizes: 5, 10, 20 mm.

**HANDPIECE FOR MICROLIPOSCULPTURE**  
With cannulas of variable diameters and length.

**HANDPIECE FOR DENTAL BLEACHING**  
For the treatment of the most frequent dental dyschromies.

**OPTICAL FIBERS AND RELATED ACCESSORIES**  
Single use and reusable. Different calibres are available: from 100 to 1000 micron.

OTHER ACCESSORIES

**SKIN COOLING SYSTEMS**  
To reduce skin temperature during laser treatments; used in injection therapy, filler and dermo - electrosurgery as well.

**PROTECTIVE GLASSES**  
For the operator and the patient.

**SMART TROLLEY**  
Resistant trolley for easy and safe transport.